



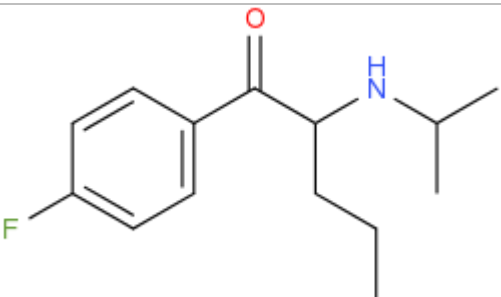
ANALYTICAL REPORT¹

4F-NPP (C₁₄H₂₀FNO)

1-(4-fluorophenyl)-2-[(propan-2-yl)amino]pentan-1-one

Remark – other NPS detected: **none**

Sample ID:	1284-15
Sample description:	powder - white
Sample type:	test purchase /RESPONSE -purchasing
Date of sample receipt (M/D/Y):	9/18/2015
Date of entry (M/D/Y) into NFL database:	10/4/2015
Report updates (if any) will be published here:	http://www.policija.si/apps/nfl_response_web/seznam.php

Substance identified - structure ² (base form)	
Systematic name	1-(4-fluorophenyl)-2-[(propan-2-yl)amino]pentan-1-one
Other names	F-NPP
Formula (per base form)	C ₁₄ H ₂₀ FNO
M _w (g/mol)	237.31
Salt form (anions)	HCl
StdInChIKey	OWNVSTVTZITAOJ-UHFFFAOYSA-N
Compound Class	Cathinones
Other NPS detected	none
Add.info (purity..)	pure by GC-MS, HPLC-TOF, unpurity cca 25% - (possibly isopropyl amine) detected by NMR

¹ This report has been produced with the financial support of the Prevention of and fight against crime Programme of the European Union (grant agreement number JUST/2013/ISEC/DRUGS/AG/6413). The contents of this report are the sole responsibility of the National Forensic Laboratory and can in no way be taken to reflect the views of the European Commission.

² Created by OPSIN free tool: <http://opsin.ch.cam.ac.uk/> DOI: 10.1021/ci100384d

Report updates

date	comments (explanation)

Instrumental methods (if applied) in NFL

1. GC-MS (Agilent): GC-method is RT locked to tetracosane (RT=9.53 min). Injection volume 1 ml and split mode (1:50) . Injector temperature: 280 °C. Chromatographic separation: on column HP1-MS (100% dimethylpolysiloxane), length 30 m, internal diameter 0.25 mm, film thickness 0.25 mm. Carrier gas He: flow-rate 1.2 ml/min. GC oven program: 170 °C for 1 min, followed by heating up to 293 °C at a rate of 18 °C/min, hold for 6.1 min, then heating at 50 °C/min up to 325 °C and finally 2.8 min isothermal. MSD source EI = 70 eV. GC-MS transfer line T= 235°C, source and quadropole temperatures 280°C and 180°C, respectively. Scan range m/z scan range: from 50 (40) to 550 amu.

2. HPLC-TOF (Agilent): 6230B TOF with Agilent 1260 Infinity HPLC with binary pump, column: Zorbax Eclipse XDB-C18, 50 x 4.6 mm, 1.8 micron. Mobile phases (A) 0.1% formic acid and 1mM ammonium formate in water; (B) 0.1% formic acid in methanol (B). Gradient: starting at 5% B, changing to 40% B over 4 min, then to 70% over 2 min and in 5 min to 100%, hold 1 min and back to 5%, equilibration for 1.7 min. The flow rate: 1.0 ml/min; Injection volume 1 µl. MS parameters: 2GHz, Extended Dynamic range mode to a maximum of 1700 amu, acquisition rate 1.30 spectra/sec. Sample ionisation: by Agilent Jet Stream technology (Dual AJS ESI). Ion source: positive ion scan mode with mass scanning from 82 to 1000 amu. Other TOF parameters: drying gas (N2) and sheath temperature 325 °C; drying gas flow rate 6 l/min; sheath gas flow rate 8 l/min; nebulizer 25 psig; Vcap. 4000 V; nozzle 2000 V; skimmer 65 V; fragmentor 175 V and Octopole RF 750 V.

3. FTIR-ATR (Perkin Elmer): scan range 4000-400 cm⁻¹; resolution 4cm⁻¹

4. GC- (MS)-IR condensed phase (GC-MS (Agilent) & IR (Spectra analyses-Danny)

GC-method: Injection volume 1 ml and split mode (1:5). Injector temperature 280 °C. Chromatographic separation as above (**1**). Split MS : IR = 1:9.

MSD source EI = 70 eV. GC-MS transfer line T= 235°C, source and quadropole temperatures 280°C and 180°C, respectively. Scan range m/z scan range: from 50 (40) to 550 amu.

IR (condensed phase): IR scan range 4000 to 650, resolution 4 cm⁻¹.

5. IC (anions) (Thermo Scientific, Dionex ICS 2100), Column: IonPac AS19, 2 x 250mm; Eluent: 10mM from 0 to 10 min, 10-58 mM from 10 to 40min; Flow rate: 0.25 ml/min; Temperature: 30°C; Suppressor: AERS 500 2mm, suppressor current 13mA; Inj. Volume: 25 µl

Supporting information

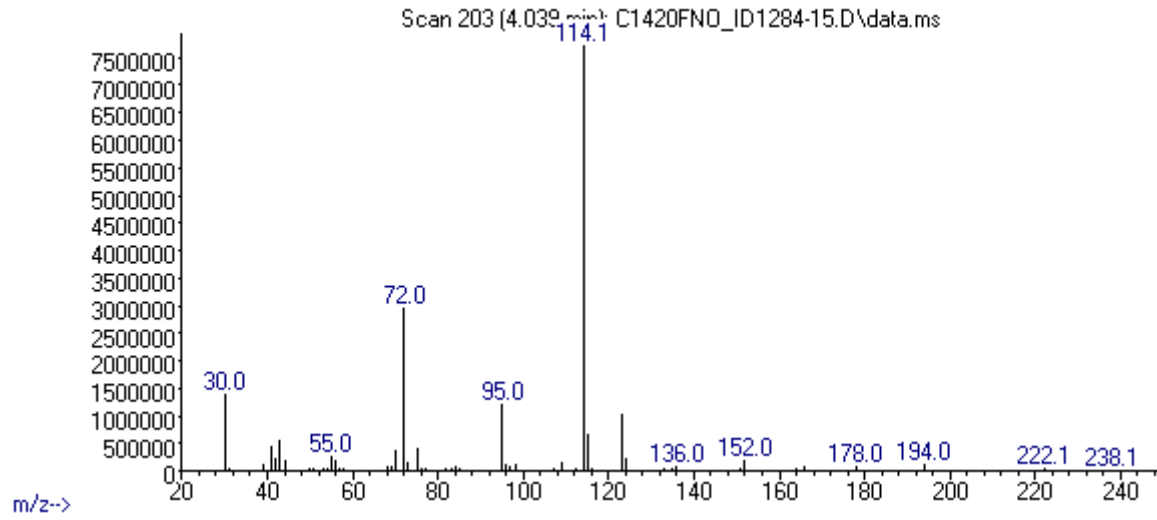
Solubility in	result/remark
CH ₂ Cl ₂	soluble
MeOH	soluble
H ₂ O	

Analytical technique:	applied	remarks
GC-MS (EI ionization)	+	NFL GC-RT (min): 4.04 BP(1): 114; BP(2): 72,BP(3) :30,
HPLC-TOF	+	Exact mass (theoretical): 237.1529; measured value Δppm:0.03; formula:C14H20FNO
FTIR-ATR	+	direct measurement (sample as received)
FTIR (condensed phase) always as base form	+	
IC (anions)	+	
NMR (in FKKT)	+	
validation		
other		

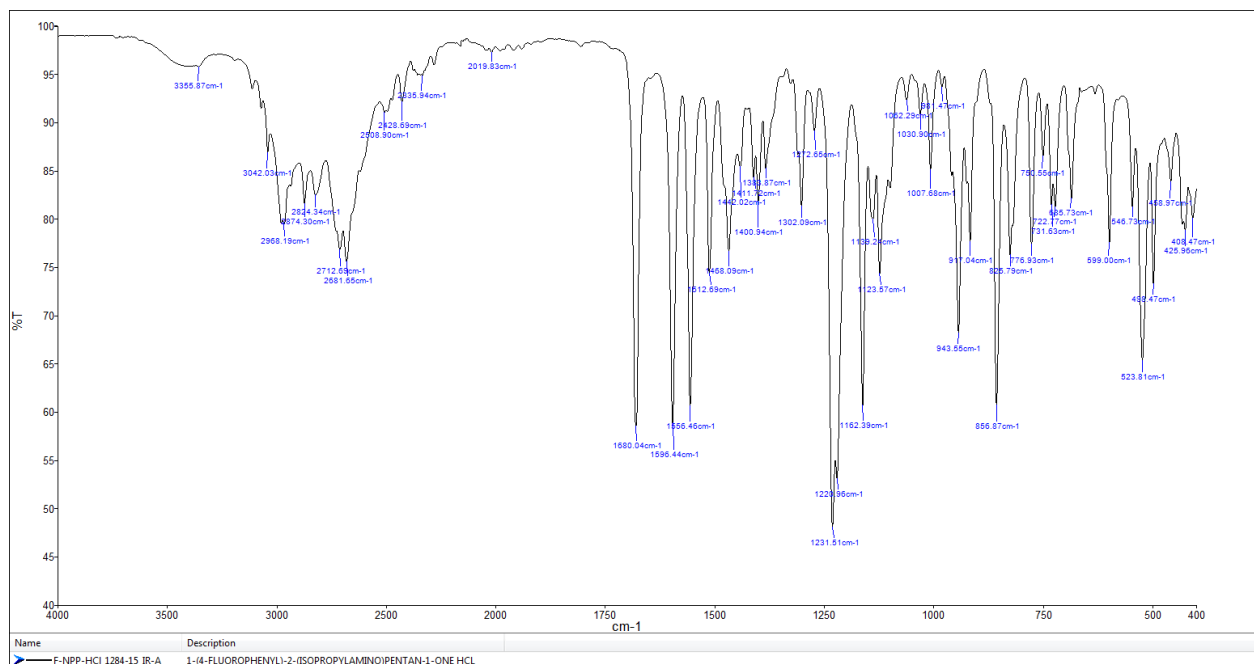
ANALYTICAL RESULTS

MS (EI)

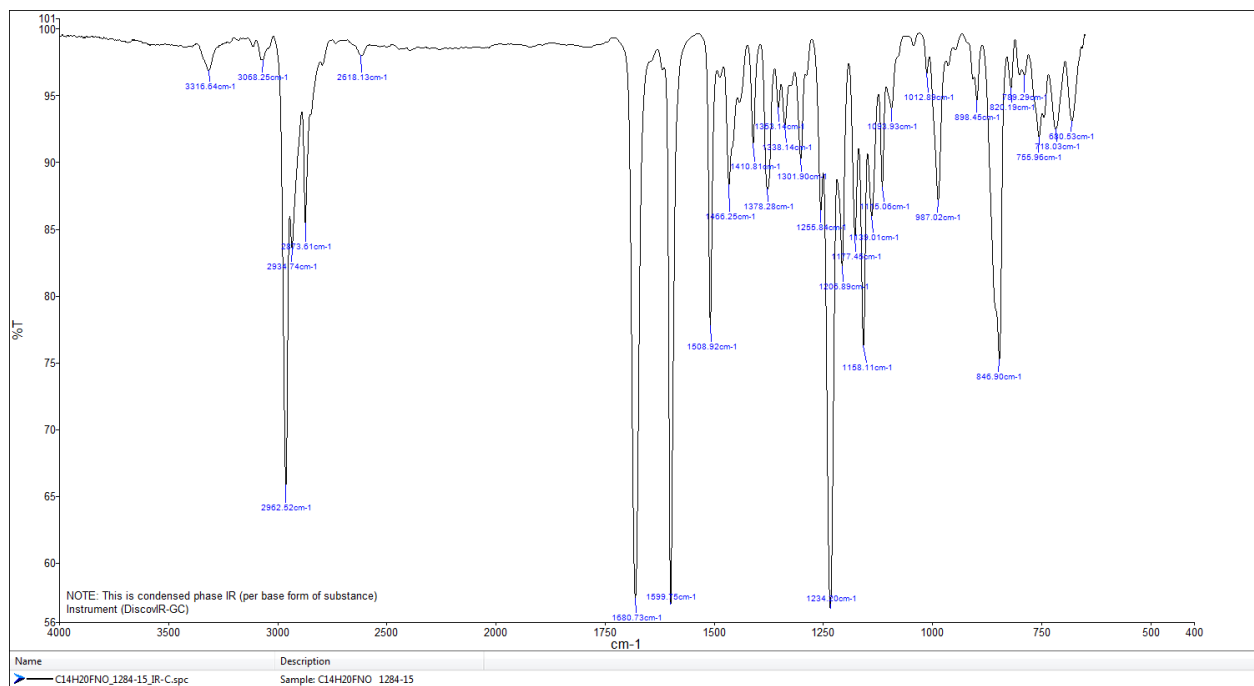
Abundance



FTIR-ATR - direct measurement (sample as received)



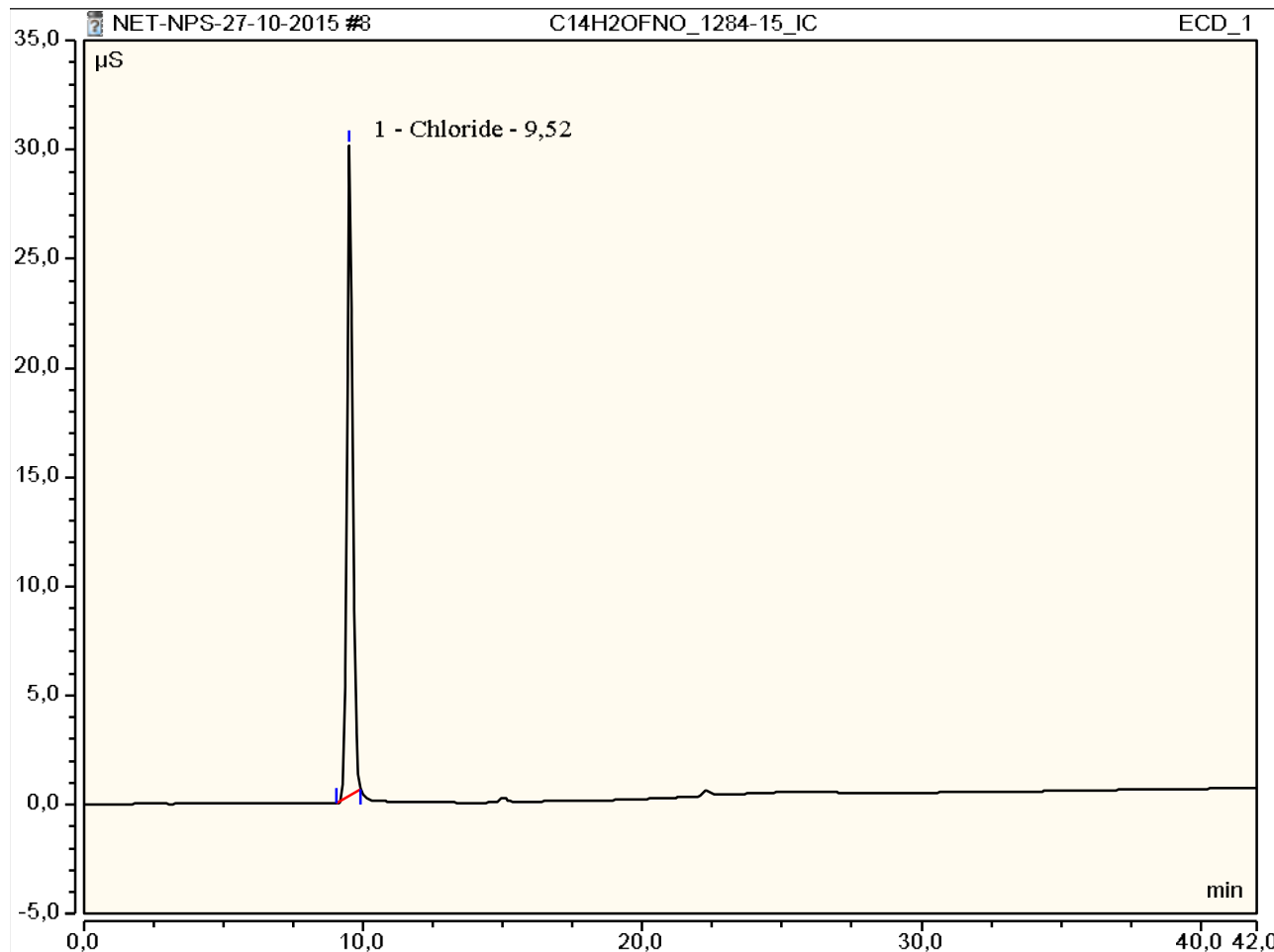
IR (condensed phase – after chromatographic separation)



Peak Integration Report

Sample Name:	C14H2OFNO_1284-15_IC	Inj. Vol.:	25,00
Injection Type:	Unknown	Dilution Factor:	1,0000
Program:	ANIONI	Operator:	kemija
Inj. Date / Time:	27-okt-2015 / 17:14	Run Time:	42,00

No.	Time min	Peak Name	Peak Type	Area $\mu\text{S} \cdot \text{min}$	Height μS	Amount mg/L
1,00	9,52	Chloride	BMB	7,13	29,76	n.a.
TOTAL:				7,13	29,76	0,00





REPORT

Sample ID:	1284-15
Our notebook code:	P-1284-15
NMR sample preparation:	15 mg dissolved in 0.7 mL DMSO- d_6
NMR experiments:	^1H , ^{13}C .
Proposed structure:	
Chemical name:	1-(4-fluorophenyl)-N-isopropyl-1-oxopentan-2-aminium
Comments:	<ul style="list-style-type: none"> - Structure elucidation based on 1D NMR spectra - Compound is not pure by NMR, containing at least one organic impurity (possibly isopropyl amine, approx. 20%) with ^{13}C NMR signals at 43.4 and 20.9 and ^1H NMR signals at 8.11 and 1.3.
Supporting information:	Copies of ^1H and ^{13}C NMR spectra
Author:	Prof. Dr. Janez Košmrlj, Doc. Dr. Krištof Kranjc
Date of report:	December 8, 2015

P-1284-15

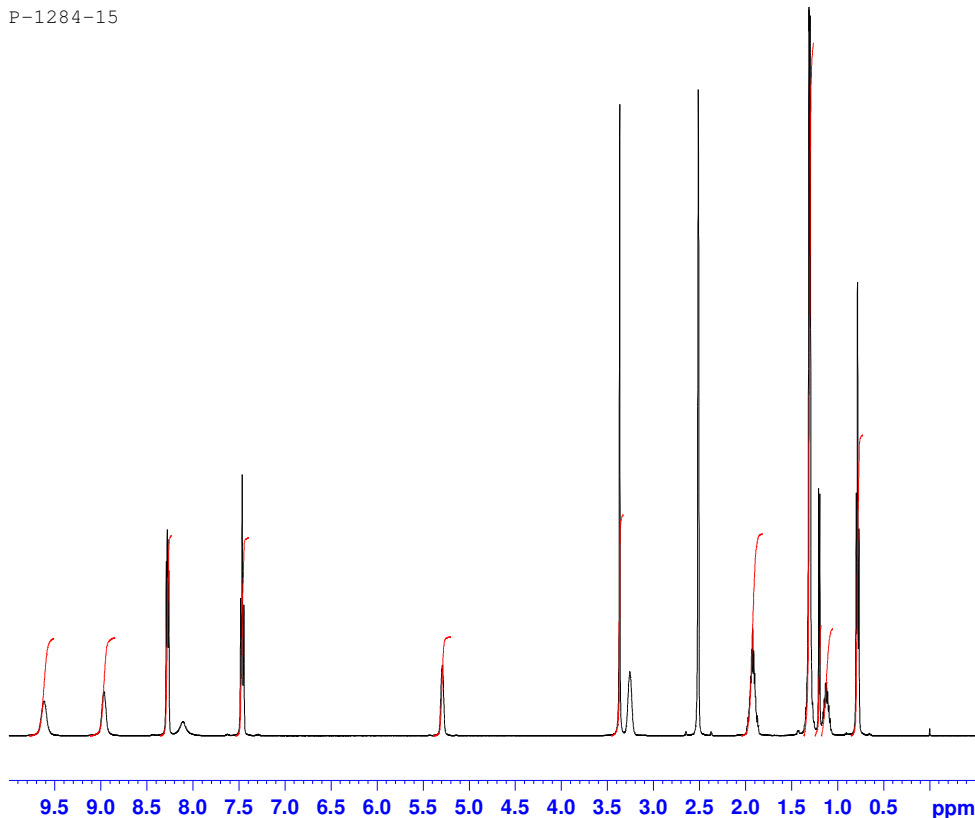


Current Data Parameters
 NAME P-1284-15
 EXPNO 1
 PROCNO 1

F2 - Acquisition Parameters
 Date_ 20151128
 Time 19.55
 INSTRUM spect
 PROBHD 5 mm PABBO BB-
 PULPROG zg30
 TD 65536
 SOLVENT DMSO
 NS 16
 DS 2
 SWH 10000.000 Hz
 FIDRES 0.152588 Hz
 AQ 3.2768500 sec
 RG 80.6
 DW 50.000 usec
 DE 6.50 usec
 TE 296.0 K
 D1 1.00000000 sec
 TD0 1

===== CHANNEL f1 =====
 SFO1 500.1330885 MHz
 NUC1 1H
 P1 8.90 usec
 PLW1 26.00000000 W

F2 - Processing parameters
 SI 65536
 SF 500.1299981 MHz
 WDW EM
 SSB 0
 LB 0.30 Hz
 GB 0
 PC 1.00



P-1284-15



Current Data Parameters
 NAME P-1284-15
 EXPNO 2
 PROCNO 1

F2 - Acquisition Parameters
 Date_ 20151128
 Time 21.47
 INSTRUM spect
 PROBHD 5 mm PABBO BB-
 PULPROG zgpg30
 TD 65536
 SOLVENT DMSO
 NS 3072
 DS 4
 SWH 29761.904 Hz
 FIDRES 0.454131 Hz
 AQ 1.1010048 sec
 RG 2050
 DW 16.800 usec
 DE 6.50 usec
 TE 296.0 K
 D1 1.00000000 sec
 D11 0.03000000 sec
 TD0 1

===== CHANNEL f1 =====
 SFO1 125.7703637 MHz
 NUC1 13C
 P1 9.00 usec
 PLW1 122.00000000 W

===== CHANNEL f2 =====
 SFO2 500.1320005 MHz
 NUC2 1H
 CPDPRG[2] waltz16
 PCPD2 80.00 usec
 PLW2 26.00000000 W
 PLW12 0.32179001 W
 PLW13 0.16186000 W

F2 - Processing parameters
 SI 32768
 SF 125.7577885 MHz
 WDW EM
 SSB 0
 LB 1.00 Hz
 GB 0
 PC 1.40

